



台塑石化股份有限公司
FORMOSA PETROCHEMICAL CORPORATION

2017 2Q Results

Aug. 2017

Agenda



1. Financials

2. Market Fundamental

3. Industry Outlook

4. Plant Operation

5. Expansion

Financial Status

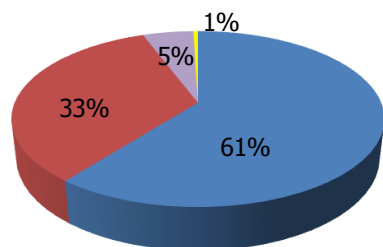


(Unit: NTD Million)

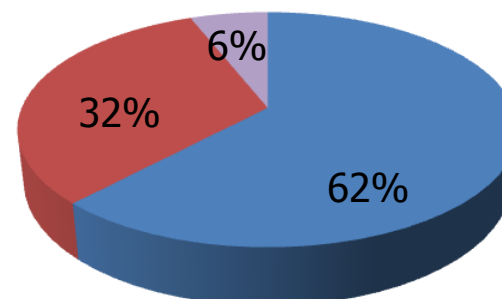
	1Q17	2Q17	QoQ	1H2016	1H2017	YoY
Revenues	164,486	138,917	-16%	265,424	303,403	14%

Segment Breakdown

1Q17



2Q17



■ Refinery ■ Olefin ■ Utility ■ Others

■ Refinery ■ Olefin ■ Utility

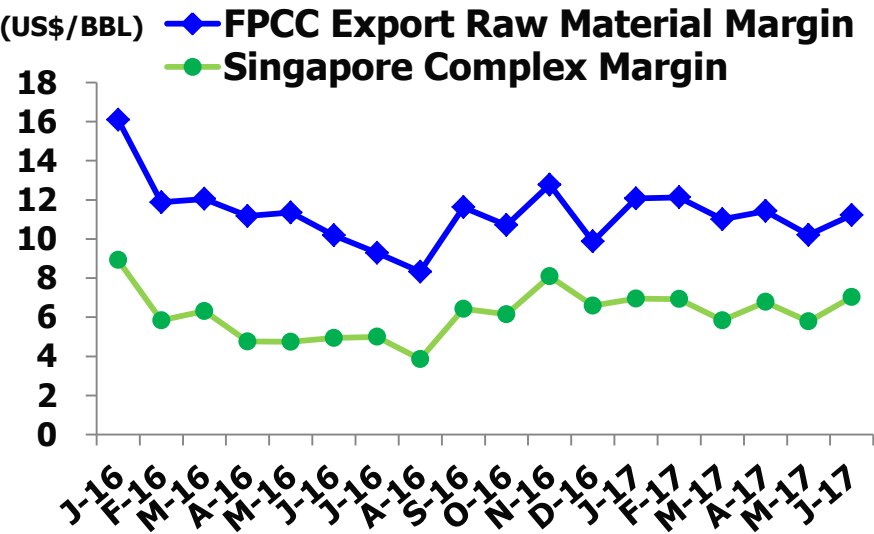
	1Q17	2Q17	QoQ	1H2016	1H2017	YoY
Operating Profit	29,446	13,296	-55%	43,111	42,743	-1%
Net Income	22,617	12,056	-47%	36,282	34,673	-4%
EPS	2.37	1.27	-1.10	3.81	3.64	-0.17

Market Fundamentals

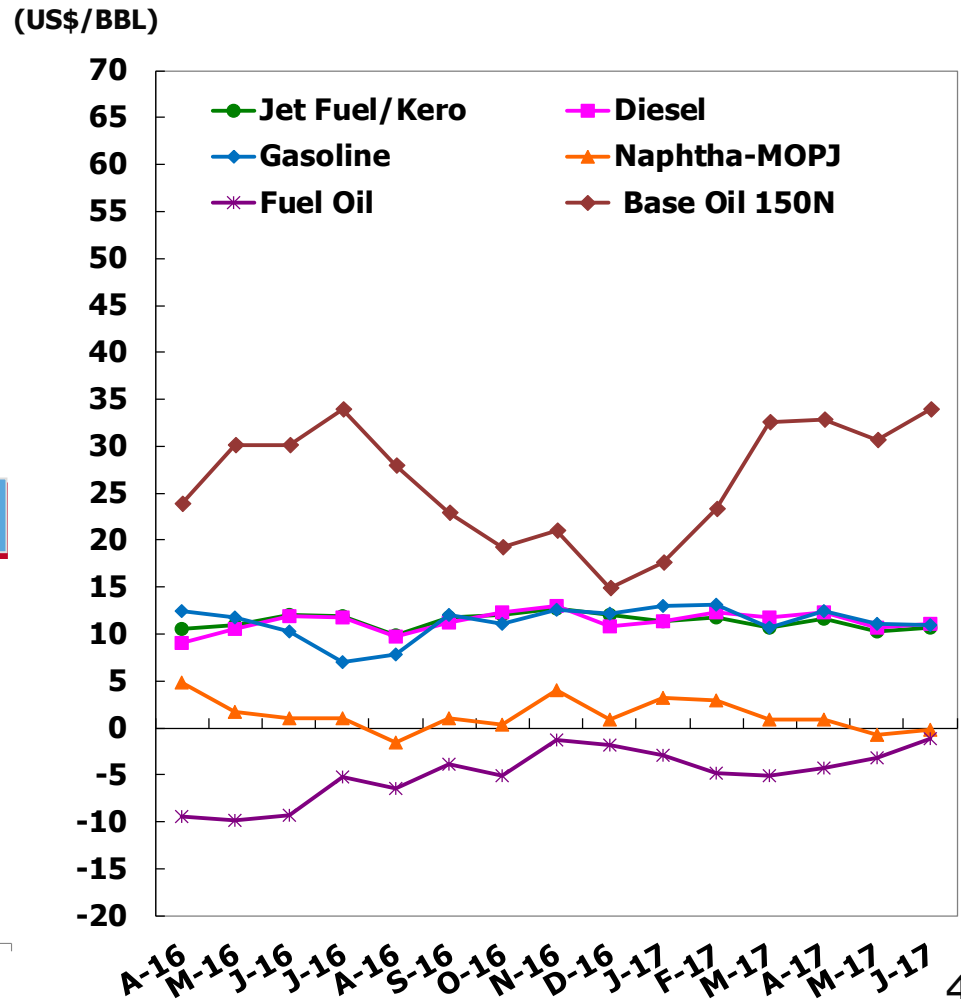


FPCC vs. Singapore complex margin

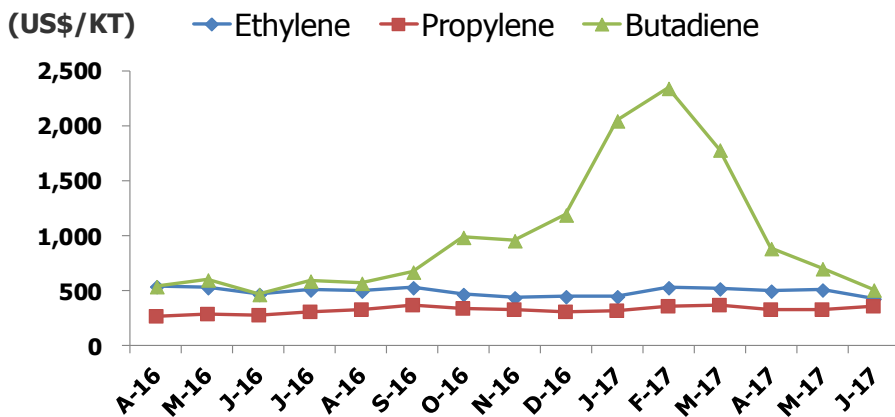
Source: Reuters, ICIS, IHS, company data



Dubai Crude vs. Product Differentials



FPCC's Olefin Spread

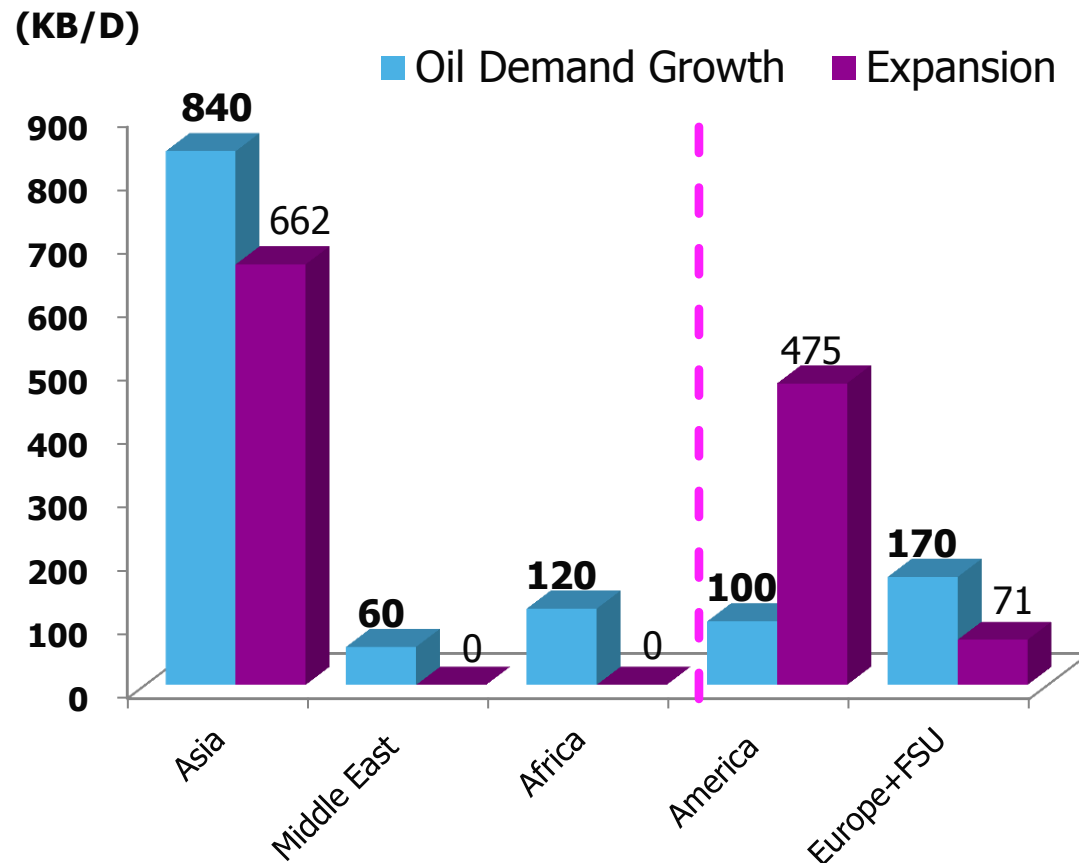


Industry Outlook- Refinery



Source: IEA, PIRA, company research

2017 Global Capacity Additions and Demand Growth



Capacity Additions

Global	1,208
Asia	662
China	660
India	162
Japan	-270
Others	110

Demand Growth (Annual Change)

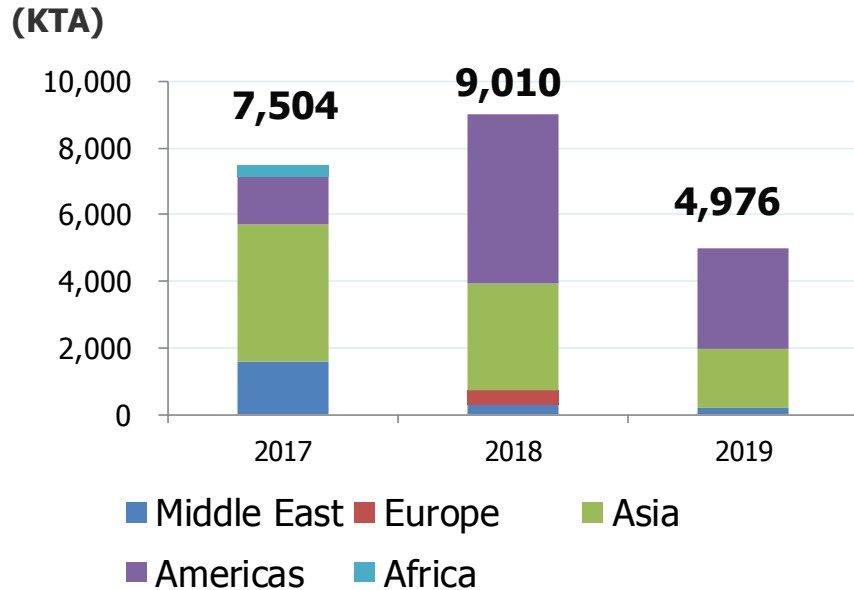
(MB/D)	2017	2018
Global	1.29	1.42
Asia	0.84	0.91

Industry Outlook-Olefin

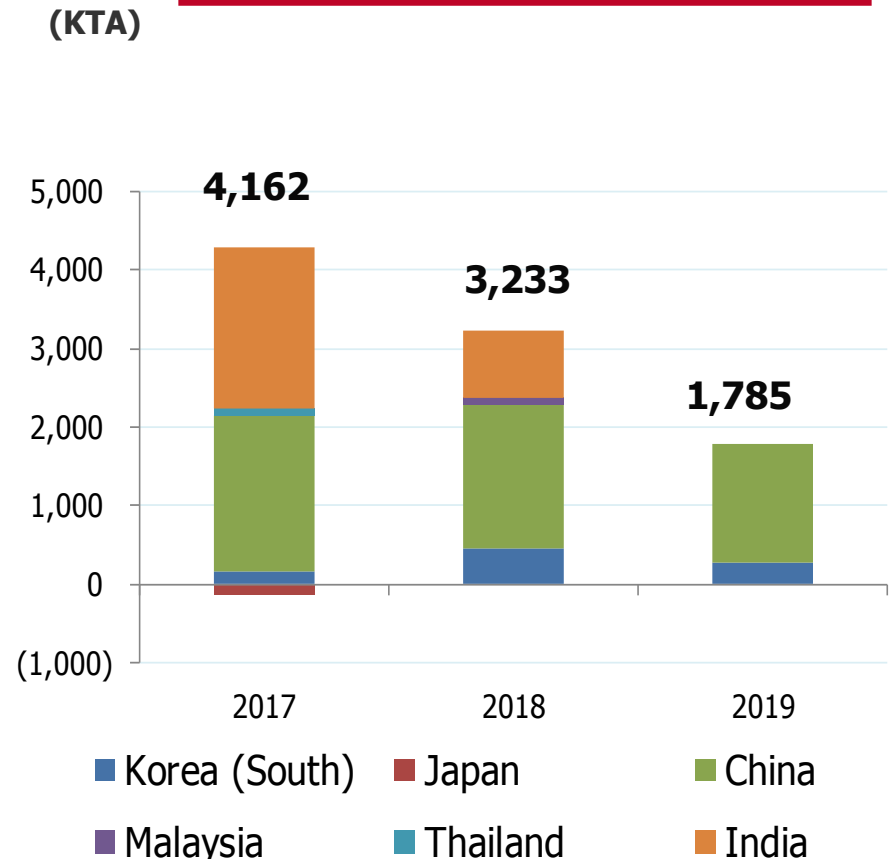


Source: IHS Chemical, Company data

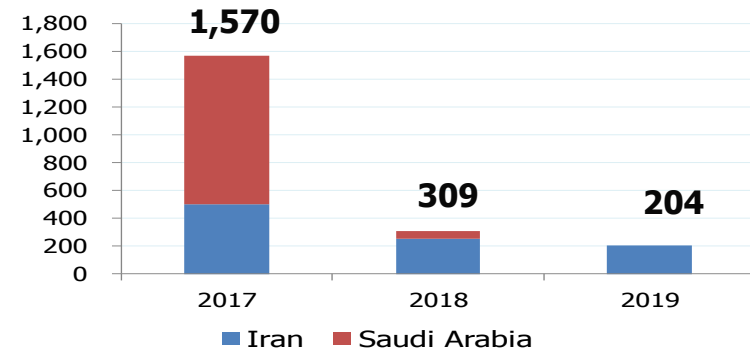
Global Ethylene Capacity Additions



Asia Capacity Additions



Middle East



Plant Operation



Utilization Rate

	Capacity	2Q16	3Q16	4Q16	1Q17	2Q17
Refinery	540 (kbd)	93%	90%	86%	89%	87%
Olefins	2,935 (kta)	99%	79%	99%	101%	101%

Schedule Maintenance

	2017 1H						2017 2H					
	Jan	Feb	Mar	Apr	May	Jun	Jul	Aug	Sep	Oct	Nov	Dec
CDU #1 (180K bpd)												
CDU #2 (180K bpd)												
CDU #3 (180K bpd)												
RDS #1 (80.5K bpd)												
RDS #2 (80.5K bpd)												
RCC #1 (84K bpd)												
RCC #2 (84K bpd)												
Base Oil (14 k bpd)												
Olefin #1 (0.7mta)												
Olefin #2 (1.035mta)												
Olefin #3 (1.2mta)												

 Maintenance

Expansion Plan



	Project	Major Product	Current Capacity	Expansion (MTY)	Completion Date	Total Investment
Phase 4.5	MTBE	MTBE	7,650(bpd)	8,100(bpd)	2018	NTD \$ 2 Bn
Phase 4.7	JV with Kraton	HSBC	new	40,000	2016	USD \$ 200 Mn
Phase 4.10	JV with Idemitsu	HHCR	new	36,000	2018	NTD \$ 4.3 Bn

Note : Schedule subject to change without prior notice.

Disclaimer



- ❖ This document has been prepared by Formosa Petrochemical Corporation ("FPCC" or the "Company") solely for meetings with potential investors
- ❖ The information contained in this document has not been independently verified. No representation or warranty express or implied is made as to, and no reliance should be placed on, the fairness, accuracy, completeness or correctness of such information or opinions contained herein. None of the Company nor any of its respective affiliates, advisers or representatives shall have any liability whatsoever (in negligence or otherwise) for any loss howsoever arising from any use of this document or its contents or otherwise arising in connection with this document
- ❖ This document does not constitute an offer or invitation to purchase or subscribe for any securities in the Company and neither any part of it shall form the basis of or be relied upon in connection with any contract or commitment whatsoever. Any decision to purchase securities in the offering should be made solely on the basis of the information contained in the Offering Circular
- ❖ included in this document contain forward-looking statements and information relating to the Company. The Company has generally identified forward-looking statements by the use of terms such as "may", "might", "will", "expect", "intend", "plan", "estimate", "anticipate", "believe" or similar words or phrases. The Company bases these statements and financial information on its beliefs as well as its assumptions made using information currently available to it. Because these statements and financial information reflect the Company's current views concerning future events, these statements and financial information necessarily involve risks, uncertainties and assumptions. Actual future performance could differ materially from these forward-looking statements and financial information. The Company does not undertake to release the results of any revisions of forward-looking statements and financial information to reflect future events or circumstances. The Company cautions investors not to place undue reliance on these forward-looking statements. All written and oral forward-looking statements attributable to the Company or persons acting on the Company's behalf are qualified in their entirety by these cautionary statements
- ❖ No part of this document may be distributed, reproduced or transmitted to any third party

Thank you